
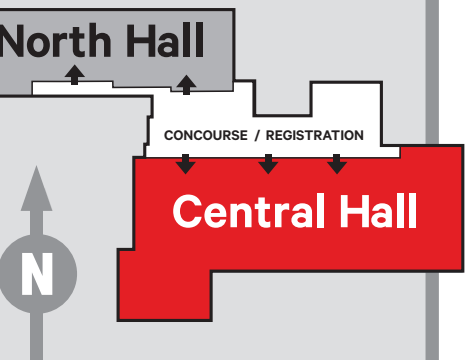


FLOOR PLAN

CENTRAL HALL



RED FIGURES SHOW COST OF EXHIBIT SPACE \$38.50/SQ. FT.

All booths are 10' x 10' unless otherwise specified. Booth spaces may be combined.

LEGEND

- Column
- Floor Drains
- Fire Alarm
- Fire Extinguisher
- Fire Hose Cabinet
- Electric Box
- Late Setup: Sun, January 29, 8am
- Late Setup: Mon, January 30, 8am
- Booths that may extend up to 16' in height per "island" Show rules & regs.
- Booths that may extend up to 20' in height in back 1/2 of booth space
- Ceiling lower than 35' as indicated

BOOTH CONSTRUCTION

- ▶ Constructed display material and signage may not be installed higher than 8' except against exterior walls of the building or as noted on Floor Plan.
- ▶ No constructed display or equipment may be placed at the sides of booths that will obstruct the view of a neighbor's exhibit.
- ▶ No constructed display material higher than 42" may be placed in the front half of the booth.
- ▶ Display plans must be submitted to Show Management for approval.

BUILDING SPECIFICATIONS & SERVICES

- HEADROOM** Ceiling height is 35' unless otherwise noted on floor plan or with grey tint.
- FLOOR LOADING** Unlimited unless otherwise noted on floor plan.
- ELECTRICITY** Electric service may be brought to any booth. It includes:
 - ▶ 110/208V, single phase
 - ▶ 208/480V, three phase

- AIR** 90-100 lbs psi
- WATER** At columns and from ceiling
- WASTE** Drains are located in the floor (some areas may be limited)
- NATURAL GAS** Compressed air and gas available from ceiling
- TELEPHONE, DATA AND FIBER** Available from ceiling/catwalks

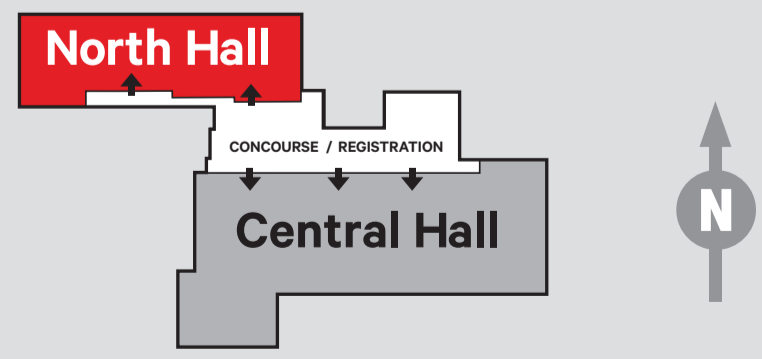
PLEASE NOTE

Floor Plan subject to Fire Marshall approval. While every effort has been made to ensure the accuracy of the information on this Floor Plan, Show Management cannot be held responsible for typographical errors or omissions.



↓ TO CENTRAL HALL ↓ ENTRANCE

FLOOR PLAN NORTH HALL



RED FIGURES SHOW COST OF EXHIBIT SPACE \$38.50/SQ. FT.

All booths are 10' x 10' unless otherwise specified. Booth spaces may be combined.

LEGEND

- Column
- Floor Drains
- FA Fire Alarm
- FE Fire Extinguisher
- FHC Fire Hose Cabinet
- E Electric Box
- * Late Setup: Sun, January 29, 8am
- ** Late Setup: Mon, January 30, 8am
- Booths that may extend up to 16' in height per 'Island' Show rules & regs.
- Booths that may extend up to 20' in height in back 1/2 of booth space
- Ceiling lower than 35' as indicated

BOOTH CONSTRUCTION

- ▶ Constructed display material and signage may not be installed higher than 8' except against exterior walls of the building or as noted on Floor Plan.
- ▶ No constructed display or equipment may be placed at the sides of booths that will obstruct the view of a neighbor's exhibit.
- ▶ No constructed display material higher than 42" may be placed in the front half of the booth.
- ▶ Display plans must be submitted to Show Management for approval.

BUILDING SPECIFICATIONS & SERVICES

- HEADROOM** Ceiling height is 35' unless otherwise noted on floor plan or with grey tint
- FLOOR LOADING** Unlimited unless otherwise noted on floor plan
- ELECTRICITY** Electric service may be brought to any booth. It includes:
 - ▶ 110/208V, single phase
 - ▶ 208/480V, three phase
- AIR** 90-100 lbs psi
- WATER** At columns and from ceiling
- WASTE** Drains are located in the floor (some areas may be limited)
- NATURAL GAS** Compressed air and gas available from ceiling
- TELEPHONE, DATA AND FIBER** Available from ceiling/catwalks

PLEASE NOTE

Floor Plan subject to Fire Marshall approval. While every effort has been made to ensure the accuracy of the information on this Floor Plan, Show Management cannot be held responsible for typographical errors or omissions.